



2010-2011 GMT Reports for District (or Undistricted) **District 60 B ANTIGUA AND**

GMT: Doctor CARLOS E JUSTINIAN

Location: ANTIGUA AND BARBUDA

GMT CA: 3

CLUBS

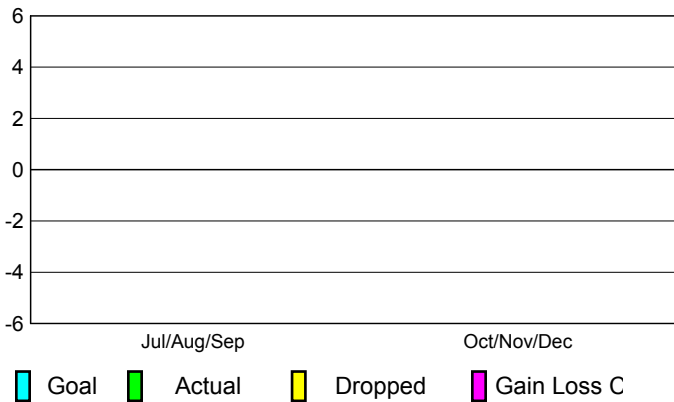
Club Results
2010-2011

Clubs
2009-2010

| Month | New Club Goal | Actual New Clubs | Actual Dropped Clubs | Gain/ Loss of Clubs | Gain/ Loss of Clubs |
|---------------|------------------|---------------------|-------------------------|---------------------------|---------------------------|
| Jul/Aug/Sep | 0 | 0 | 0 | 0 | 0 |
| Oct/Nov/Dec | 0 | 0 | 0 | 0 | 0 |
| Totals | 0 | 0 | 0 | 0 | 0 |


Club Results 2010-2011

Goal, New, Dropped, Gain/Loss




Comparison of Club Gain/Loss

Current Year Compared to the Previous Year



YTD Status Quo Clubs 2010-2011

Status Quo Clubs Compared to Status Quo Members



MEMBERSHIP

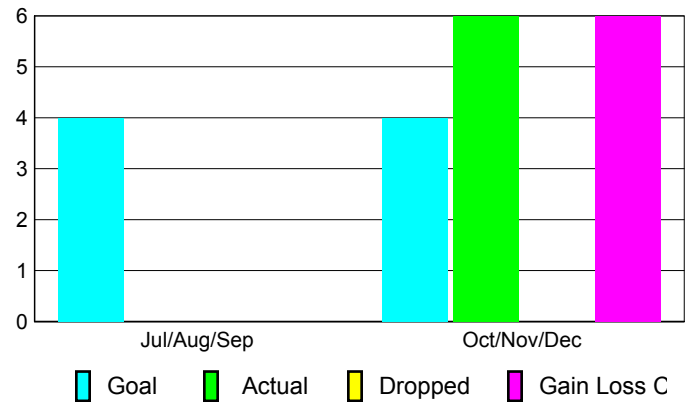
Membership Results
2010-2011

Membership
2009-2010

| Month | Net Memb Goal | Actual New Memb | Actual Dropped Memb | Gain/ Loss of Memb | Gain/ Loss of Memb |
|---------------|------------------|--------------------|------------------------|--------------------------|--------------------------|
| Jul/Aug/Sep | 4 | 0 | 0 | 0 | 0 |
| Oct/Nov/Dec | 4 | 6 | 0 | 6 | 0 |
| Totals | 8 | 6 | 0 | 6 | 0 |

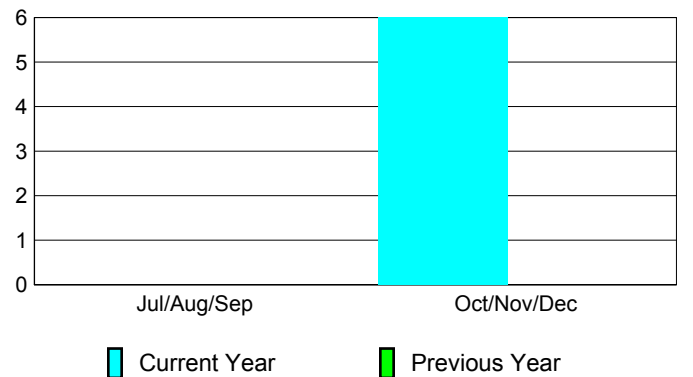
Membership Results 2010-2011

Goal, New, Dropped, Gain/Loss

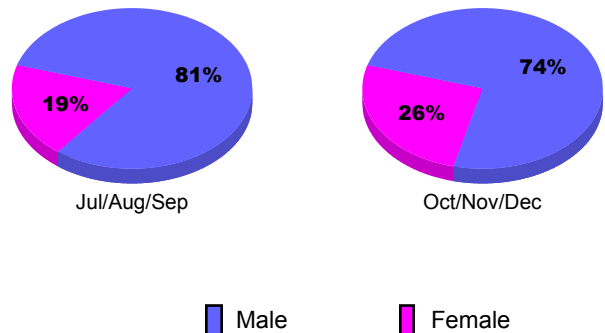


Comparison of Membership Gain/Loss

Current Year Compared to the Previous Year



Gender Comparison 2010-2011





2010-2011 GMT Reports for District (or Undistricted) **District 60 B BARBADOS**

GMT: Doctor CARLOS E JUSTINIAN

Location: BARBADOS WEST INDIES

GMT CA: 3

CLUBS

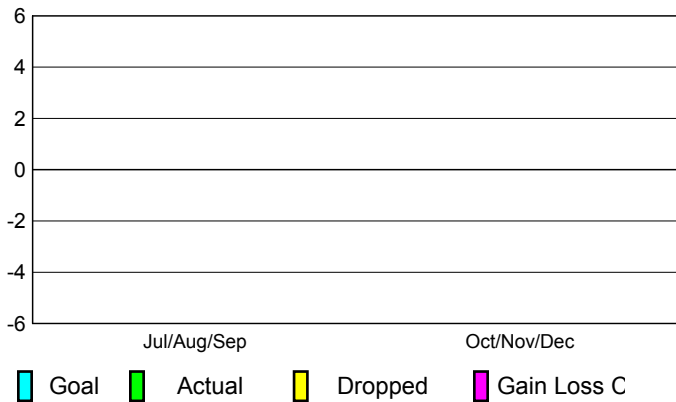
Club Results
2010-2011

Clubs
2009-2010

| Month | New Club Goal | Actual New Clubs | Actual Dropped Clubs | Gain/Loss of Clubs | Gain/Loss of Clubs |
|---------------|---------------|------------------|----------------------|--------------------|--------------------|
| Jul/Aug/Sep | 0 | 0 | 0 | 0 | 0 |
| Oct/Nov/Dec | 0 | 0 | 0 | 0 | 0 |
| Totals | 0 | 0 | 0 | 0 | 0 |


Club Results 2010-2011

Goal, New, Dropped, Gain/Loss




Comparison of Club Gain/Loss

Current Year Compared to the Previous Year



YTD Status Quo Clubs 2010-2011

Status Quo Clubs Compared to Status Quo Members



MEMBERSHIP

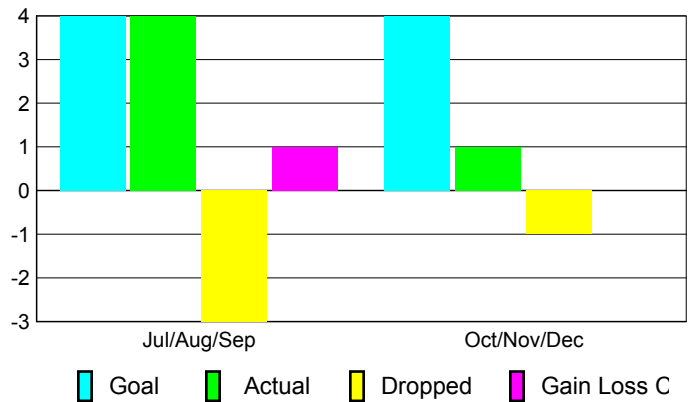
Membership Results
2010-2011

Membership
2009-2010

| Month | Net Memb Goal | Actual New Memb | Actual Dropped Memb | Gain/Loss of Memb | Gain/Loss of Memb |
|---------------|---------------|-----------------|---------------------|-------------------|-------------------|
| Jul/Aug/Sep | 4 | 4 | -3 | 1 | 1 |
| Oct/Nov/Dec | 4 | 1 | -1 | 0 | 0 |
| Totals | 8 | 5 | -4 | 1 | 1 |

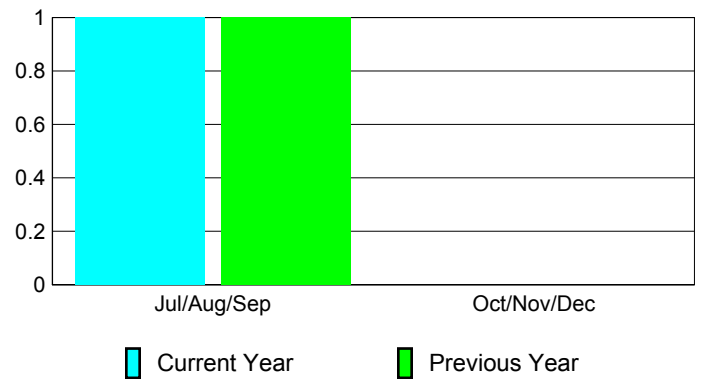
Membership Results 2010-2011

Goal, New, Dropped, Gain/Loss

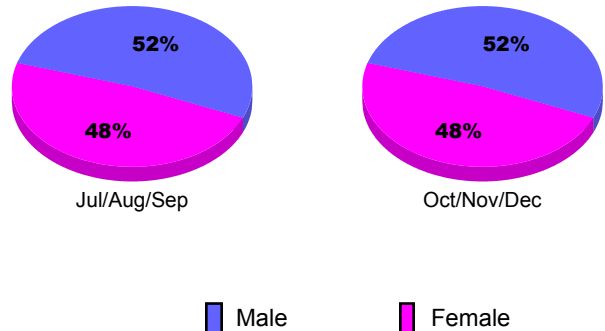


Comparison of Membership Gain/Loss

Current Year Compared to the Previous Year



Gender Comparison 2010-2011





2010-2011 GMT Reports for District (or Undistricted) **District 60 B BRITISH VIRGIN**

GMT: **Doctor CARLOS E JUSTINIAN**

Location: **BRITISH VIRGIN ISLS**

GMT CA: **3**

CLUBS

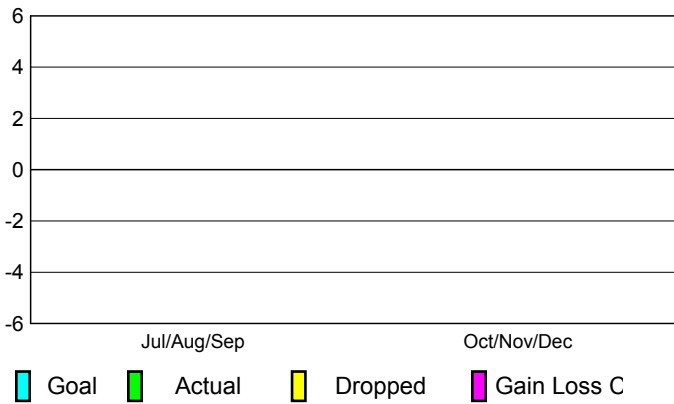
Club Results
2010-2011

Clubs
2009-2010

| Month | New Club Goal | Actual New Clubs | Actual Dropped Clubs | Gain/Loss of Clubs | Gain/Loss of Clubs |
|---------------|---------------|------------------|----------------------|--------------------|--------------------|
| Jul/Aug/Sep | 0 | 0 | 0 | 0 | 0 |
| Oct/Nov/Dec | 0 | 0 | 0 | 0 | 0 |
| Totals | 0 | 0 | 0 | 0 | 0 |


Club Results 2010-2011

Goal, New, Dropped, Gain/Loss




Comparison of Club Gain/Loss

Current Year Compared to the Previous Year



YTD Status Quo Clubs 2010-2011

Status Quo Clubs Compared to Status Quo Members



MEMBERSHIP

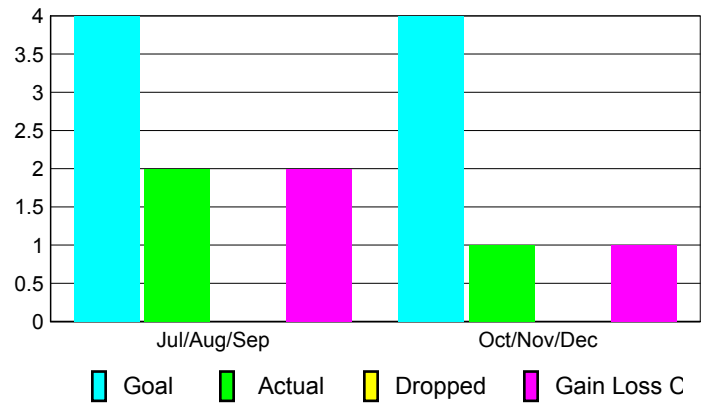
Membership Results
2010-2011

Membership
2009-2010

| Month | Net Memb Goal | Actual New Memb | Actual Dropped Memb | Gain/Loss of Memb | Gain/Loss of Memb |
|---------------|---------------|-----------------|---------------------|-------------------|-------------------|
| Jul/Aug/Sep | 4 | 2 | 0 | 2 | 0 |
| Oct/Nov/Dec | 4 | 1 | 0 | 1 | 2 |
| Totals | 8 | 3 | 0 | 3 | 2 |

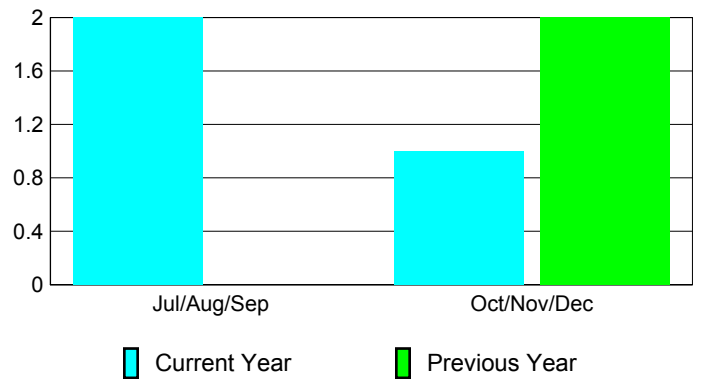
Membership Results 2010-2011

Goal, New, Dropped, Gain/Loss

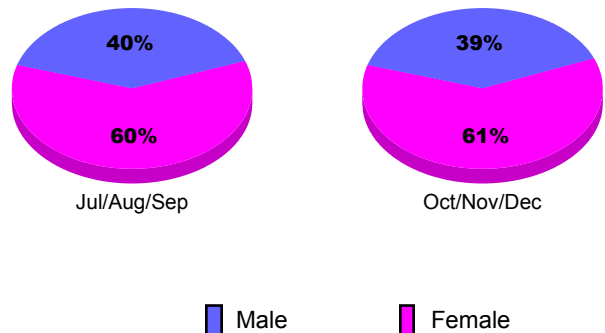


Comparison of Membership Gain/Loss

Current Year Compared to the Previous Year



Gender Comparison 2010-2011





2010-2011 GMT Reports for District (or Undistricted) **District 60 B DOMINICA WEST**

GMT: **Doctor CARLOS E JUSTINIAN**

Location: **DOMINICA WEST INDIES**

GMT CA: **3**

CLUBS

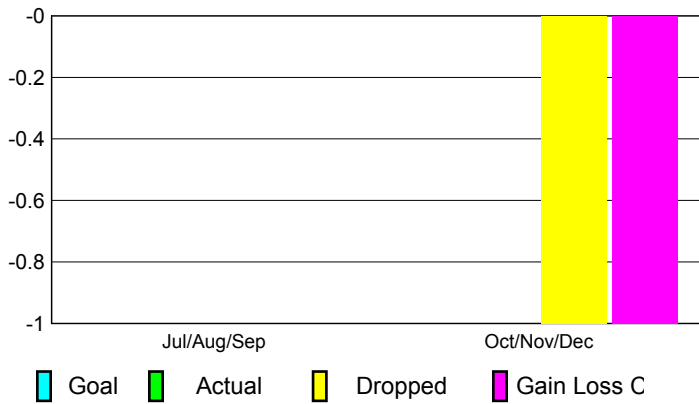
| Club Results 2010-2011 |
|---------------------------|
|---------------------------|

| Clubs 2009-2010 |
|--------------------|
|--------------------|

| Month | New Club Goal | Actual New Clubs | Actual Dropped Clubs | Gain/Loss of Clubs | Gain/Loss of Clubs |
|---------------|---------------|------------------|----------------------|--------------------|--------------------|
| Jul/Aug/Sep | 0 | 0 | 0 | 0 | 0 |
| Oct/Nov/Dec | 0 | 0 | -1 | -1 | 0 |
| Totals | 0 | 0 | -1 | -1 | 0 |

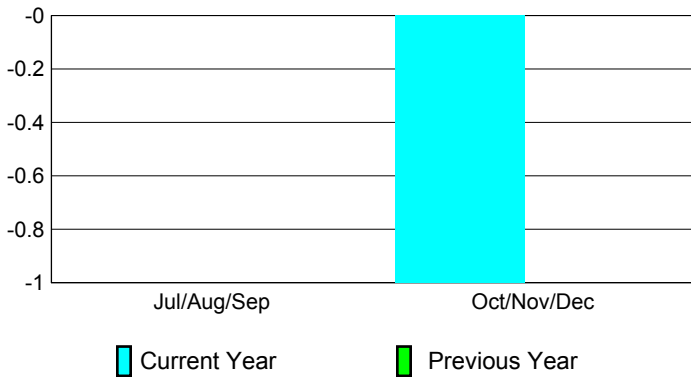
Club Results 2010-2011

Goal, New, Dropped, Gain/Loss




Comparison of Club Gain/Loss

Current Year Compared to the Previous Year



YTD Status Quo Clubs 2010-2011

Status Quo Clubs Compared to Status Quo Members



MEMBERSHIP

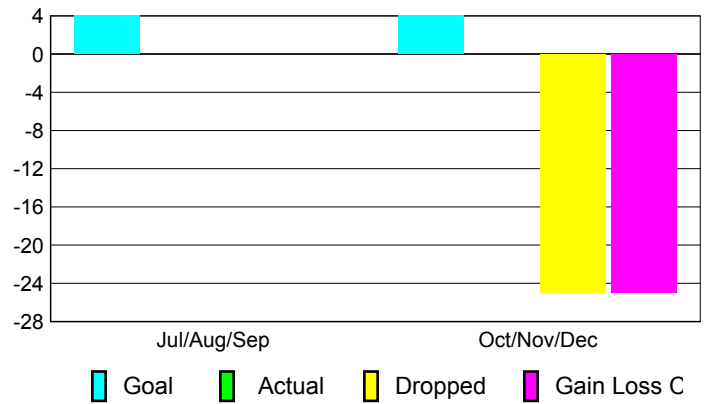
| Membership Results 2010-2011 |
|---------------------------------|
|---------------------------------|

| Membership 2009-2010 |
|-------------------------|
|-------------------------|

| Month | Net Memb Goal | Actual New Memb | Actual Dropped Memb | Gain/Loss of Memb | Gain/Loss of Memb |
|---------------|---------------|-----------------|---------------------|-------------------|-------------------|
| Jul/Aug/Sep | 4 | 0 | 0 | 0 | 0 |
| Oct/Nov/Dec | 4 | 0 | -25 | -25 | -1 |
| Totals | 8 | 0 | -25 | -25 | -1 |

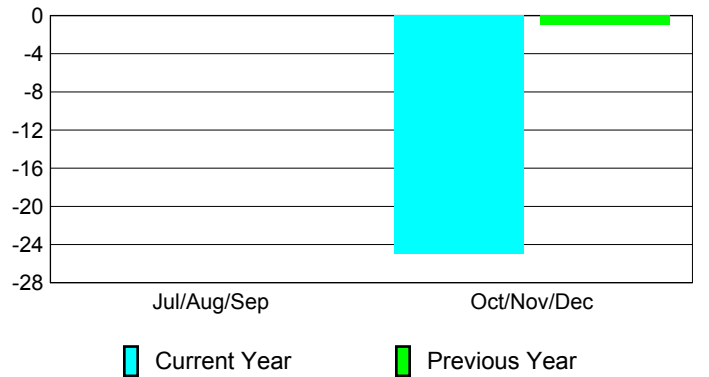
Membership Results 2010-2011

Goal, New, Dropped, Gain/Loss

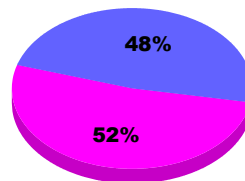


Comparison of Membership Gain/Loss

Current Year Compared to the Previous Year



Gender Comparison 2010-2011



Jul/Aug/Sep

Oct/Nov/Dec

Male

Female



2010-2011 GMT Reports for District (or Undistricted) **District 60 B GRENADA**

GMT: **Doctor CARLOS E JUSTINIAN**

Location: **GRENADA**

GMT CA: **3**

CLUBS

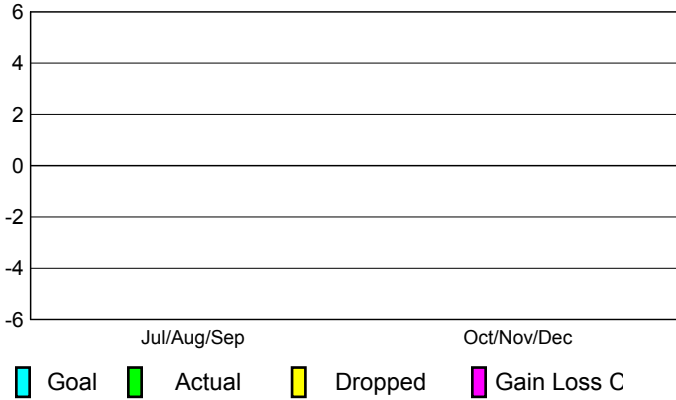
| Club Results 2010-2011 |
|---------------------------|
|---------------------------|

| Clubs 2009-2010 |
|--------------------|
|--------------------|

| Month | New Club Goal | Actual New Clubs | Actual Dropped Clubs | Gain/Loss of Clubs | Gain/Loss of Clubs |
|---------------|---------------|------------------|----------------------|--------------------|--------------------|
| Jul/Aug/Sep | 0 | 0 | 0 | 0 | 0 |
| Oct/Nov/Dec | 0 | 0 | 0 | 0 | 0 |
| Totals | 0 | 0 | 0 | 0 | 0 |


Club Results 2010-2011

Goal, New, Dropped, Gain/Loss




Comparison of Club Gain/Loss

Current Year Compared to the Previous Year



YTD Status Quo Clubs 2010-2011

Status Quo Clubs Compared to Status Quo Members



MEMBERSHIP

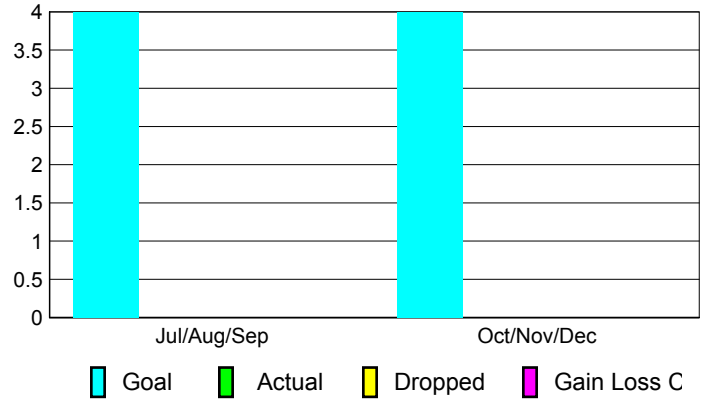
| Membership Results 2010-2011 |
|---------------------------------|
|---------------------------------|

| Membership 2009-2010 |
|-------------------------|
|-------------------------|

| Month | Net Memb Goal | Actual New Memb | Actual Dropped Memb | Gain/Loss of Memb | Gain/Loss of Memb |
|---------------|---------------|-----------------|---------------------|-------------------|-------------------|
| Jul/Aug/Sep | 4 | 0 | 0 | 0 | -7 |
| Oct/Nov/Dec | 4 | 0 | 0 | 0 | 0 |
| Totals | 8 | 0 | 0 | 0 | -7 |

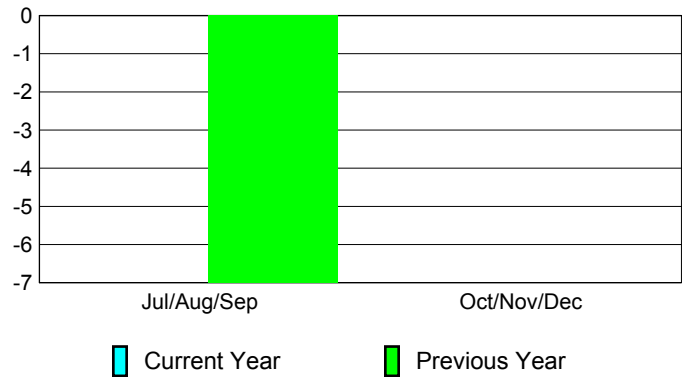
Membership Results 2010-2011

Goal, New, Dropped, Gain/Loss

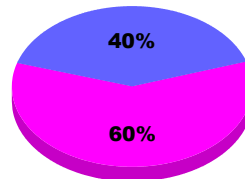


Comparison of Membership Gain/Loss

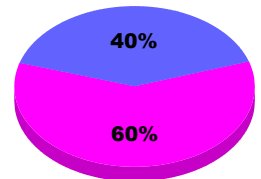
Current Year Compared to the Previous Year



Gender Comparison 2010-2011



Jul/Aug/Sep



Oct/Nov/Dec

Male

Female



2010-2011 GMT Reports for District (or Undistricted) **District 60 B CAYMAN**

GMT: **Doctor CARLOS E JUSTINIAN**

Location: **CAYMAN ISLANDS**

GMT CA: **3**

CLUBS

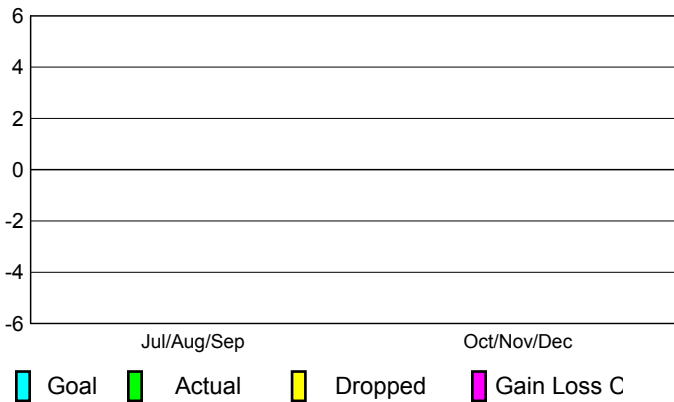
Club Results
2010-2011

Clubs
2009-2010

| Month | New Club Goal | Actual New Clubs | Actual Dropped Clubs | Gain/Loss of Clubs | Gain/Loss of Clubs |
|---------------|---------------|------------------|----------------------|--------------------|--------------------|
| Jul/Aug/Sep | 0 | 0 | 0 | 0 | 0 |
| Oct/Nov/Dec | 0 | 0 | 0 | 0 | 0 |
| Totals | 0 | 0 | 0 | 0 | 0 |


Club Results 2010-2011

Goal, New, Dropped, Gain/Loss




Comparison of Club Gain/Loss

Current Year Compared to the Previous Year



YTD Status Quo Clubs 2010-2011

Status Quo Clubs Compared to Status Quo Members



MEMBERSHIP

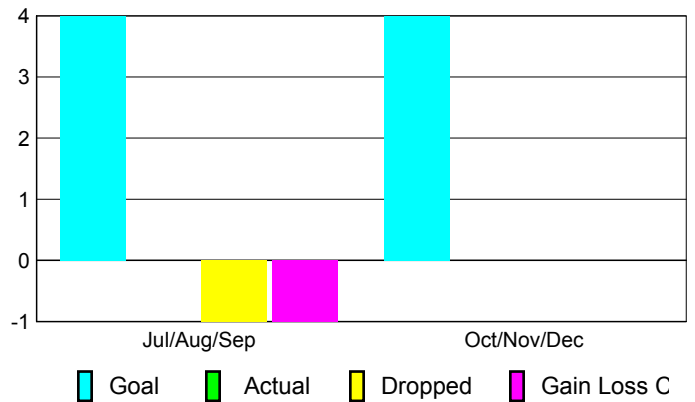
Membership Results
2010-2011

Membership
2009-2010

| Month | Net Memb Goal | Actual New Memb | Actual Dropped Memb | Gain/Loss of Memb | Gain/Loss of Memb |
|---------------|---------------|-----------------|---------------------|-------------------|-------------------|
| Jul/Aug/Sep | 4 | 0 | -1 | -1 | -5 |
| Oct/Nov/Dec | 4 | 0 | 0 | 0 | 0 |
| Totals | 8 | 0 | -1 | -1 | -5 |

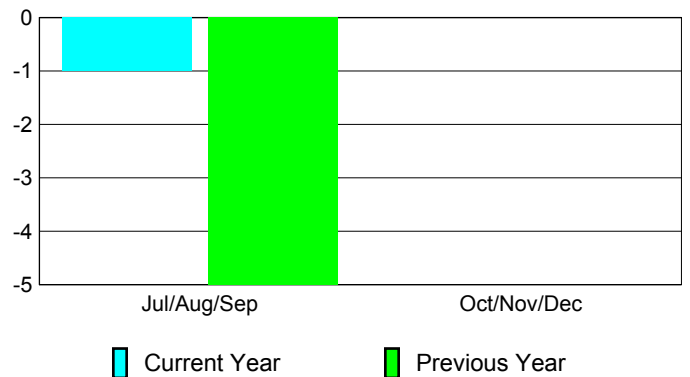
Membership Results 2010-2011

Goal, New, Dropped, Gain/Loss

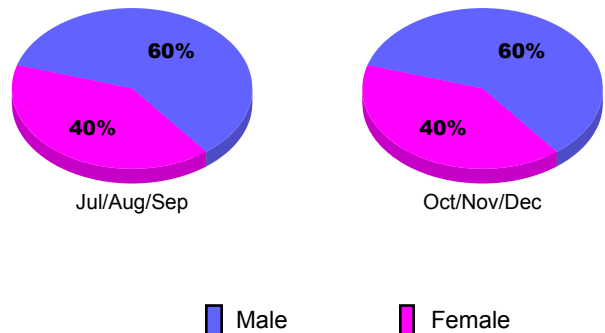


Comparison of Membership Gain/Loss

Current Year Compared to the Previous Year



Gender Comparison 2010-2011





2010-2011 GMT Reports for District (or Undistricted) **District 60 B ST VINCENT**

GMT: Doctor CARLOS E JUSTINIAN

Location: ST VINCENT

GMT CA: 3

CLUBS

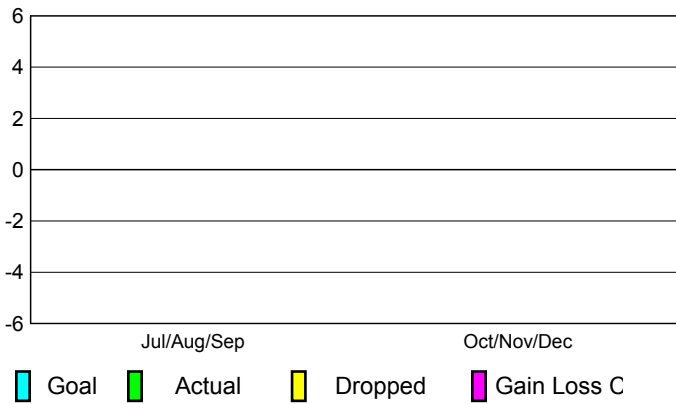
Club Results
2010-2011

Clubs
2009-2010

| Month | New Club Goal | Actual New Clubs | Actual Dropped Clubs | Gain/Loss of Clubs | Gain/Loss of Clubs |
|---------------|---------------|------------------|----------------------|--------------------|--------------------|
| Jul/Aug/Sep | 0 | 0 | 0 | 0 | 0 |
| Oct/Nov/Dec | 0 | 0 | 0 | 0 | 0 |
| Totals | 0 | 0 | 0 | 0 | 0 |


Club Results 2010-2011

Goal, New, Dropped, Gain/Loss




Comparison of Club Gain/Loss

Current Year Compared to the Previous Year



YTD Status Quo Clubs 2010-2011

Status Quo Clubs Compared to Status Quo Members



MEMBERSHIP

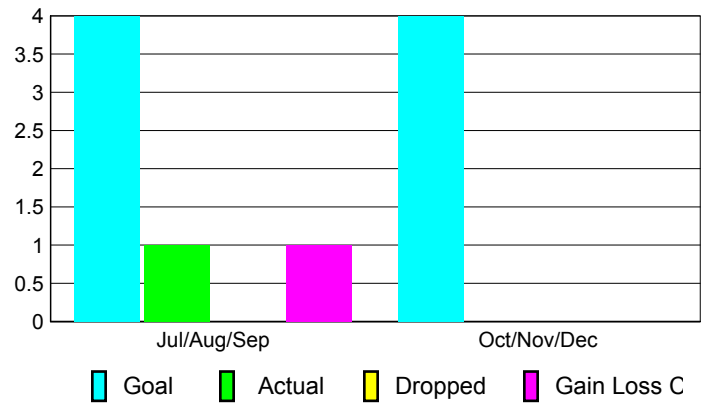
Membership Results
2010-2011

Membership
2009-2010

| Month | Net Memb Goal | Actual New Memb | Actual Dropped Memb | Gain/Loss of Memb | Gain/Loss of Memb |
|---------------|---------------|-----------------|---------------------|-------------------|-------------------|
| Jul/Aug/Sep | 4 | 1 | 0 | 1 | 0 |
| Oct/Nov/Dec | 4 | 0 | 0 | 0 | 0 |
| Totals | 8 | 1 | 0 | 1 | 0 |

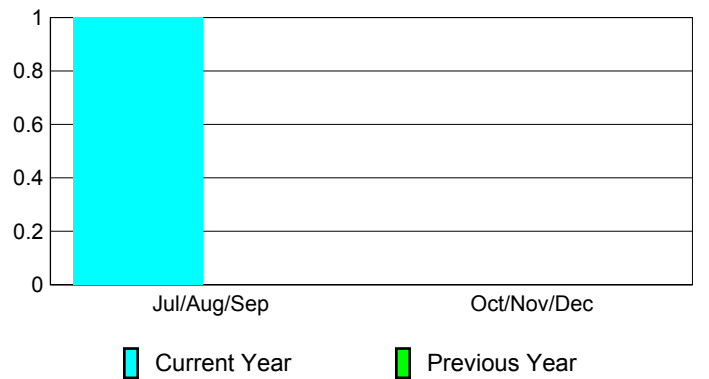
Membership Results 2010-2011

Goal, New, Dropped, Gain/Loss

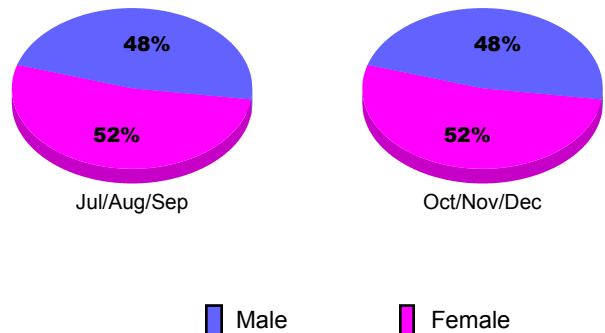


Comparison of Membership Gain/Loss

Current Year Compared to the Previous Year



Gender Comparison 2010-2011





2010-2011 GMT Reports for District (or Undistricted) **District 60 B JAMAICA**

GMT: Doctor CARLOS E JUSTINIAN

Location: JAMAICA

GMT CA: 3

CLUBS

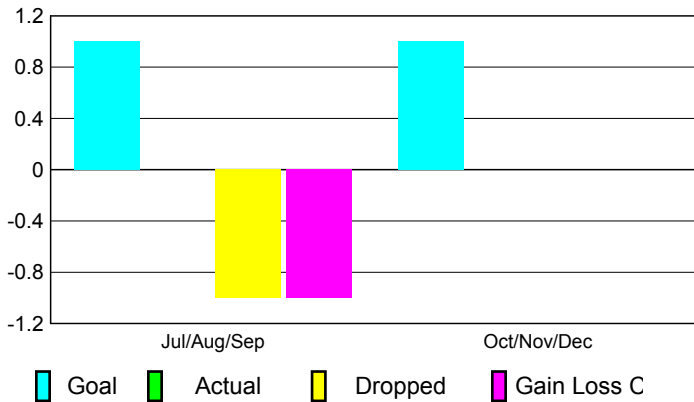
Club Results
2010-2011

Clubs
2009-2010

| Month | New Club Goal | Actual New Clubs | Actual Dropped Clubs | Gain/Loss of Clubs | Gain/Loss of Clubs |
|---------------|---------------|------------------|----------------------|--------------------|--------------------|
| Jul/Aug/Sep | 1 | 0 | -1 | -1 | 0 |
| Oct/Nov/Dec | 1 | 0 | 0 | 0 | 0 |
| Totals | 2 | 0 | -1 | -1 | 0 |

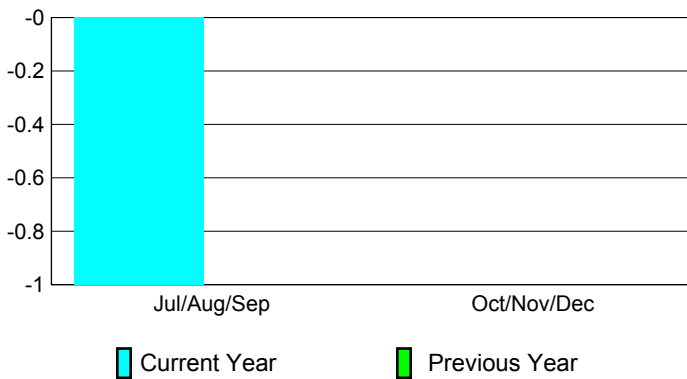
Club Results 2010-2011

Goal, New, Dropped, Gain/Loss




Comparison of Club Gain/Loss

Current Year Compared to the Previous Year



YTD Status Quo Clubs 2010-2011

Status Quo Clubs Compared to Status Quo Members



MEMBERSHIP

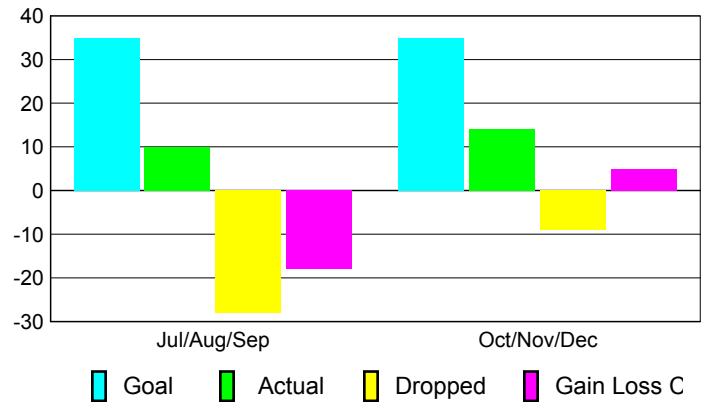
Membership Results
2010-2011

Membership
2009-2010

| Month | Net Memb Goal | Actual New Memb | Actual Dropped Memb | Gain/Loss of Memb | Gain/Loss of Memb |
|---------------|---------------|-----------------|---------------------|-------------------|-------------------|
| Jul/Aug/Sep | 35 | 10 | -28 | -18 | -10 |
| Oct/Nov/Dec | 35 | 14 | -9 | 5 | 3 |
| Totals | 70 | 24 | -37 | -13 | -7 |

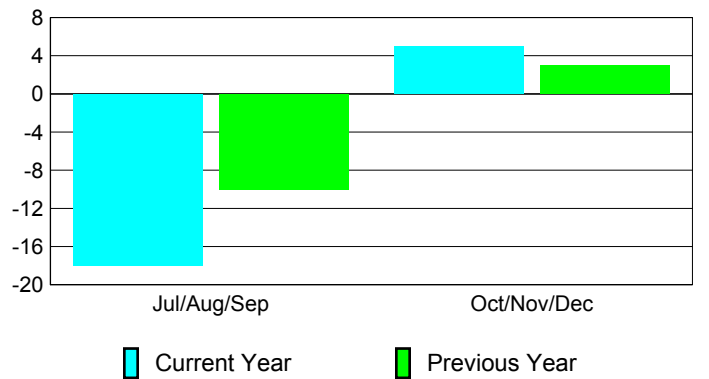
Membership Results 2010-2011

Goal, New, Dropped, Gain/Loss

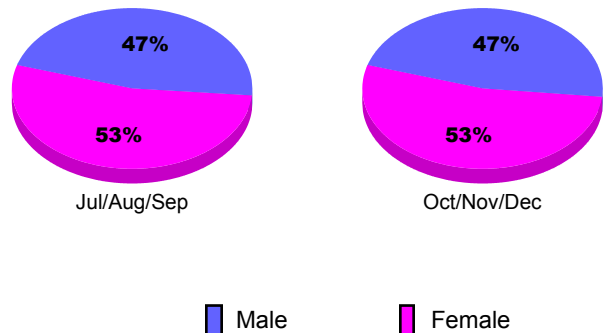


Comparison of Membership Gain/Loss

Current Year Compared to the Previous Year



Gender Comparison 2010-2011





2010-2011 GMT Reports for District (or Undistricted) **District 60 B ANGUILLA**

GMT: **Doctor CARLOS E JUSTINIAN**

Location: **ANGUILLA**

GMT CA: **3**

CLUBS

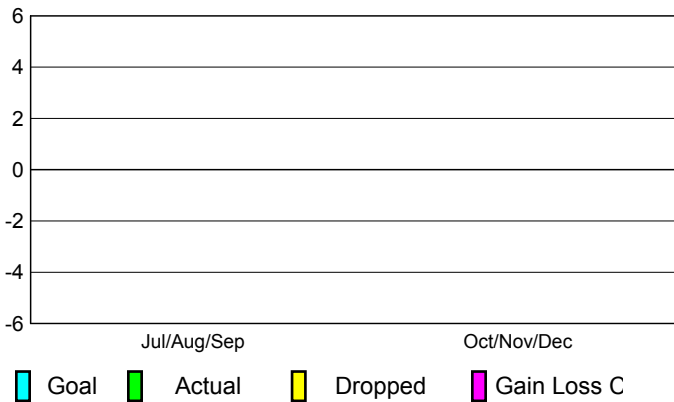
Club Results
2010-2011

Clubs
2009-2010

| Month | New Club Goal | Actual New Clubs | Actual Dropped Clubs | Gain/Loss of Clubs | Gain/Loss of Clubs |
|---------------|---------------|------------------|----------------------|--------------------|--------------------|
| Jul/Aug/Sep | 0 | 0 | 0 | 0 | 0 |
| Oct/Nov/Dec | 0 | 0 | 0 | 0 | 0 |
| Totals | 0 | 0 | 0 | 0 | 0 |


Club Results 2010-2011

Goal, New, Dropped, Gain/Loss




Comparison of Club Gain/Loss

Current Year Compared to the Previous Year



YTD Status Quo Clubs 2010-2011

Status Quo Clubs Compared to Status Quo Members



MEMBERSHIP

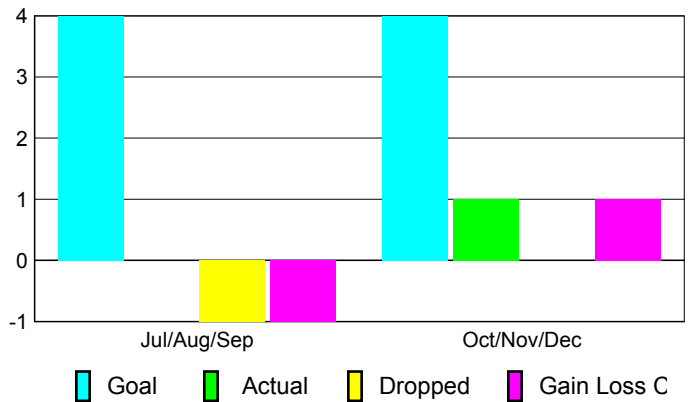
Membership Results
2010-2011

Membership
2009-2010

| Month | Net Memb Goal | Actual New Memb | Actual Dropped Memb | Gain/Loss of Memb | Gain/Loss of Memb |
|---------------|---------------|-----------------|---------------------|-------------------|-------------------|
| Jul/Aug/Sep | 4 | 0 | -1 | -1 | 5 |
| Oct/Nov/Dec | 4 | 1 | 0 | 1 | -2 |
| Totals | 8 | 1 | -1 | 0 | 3 |

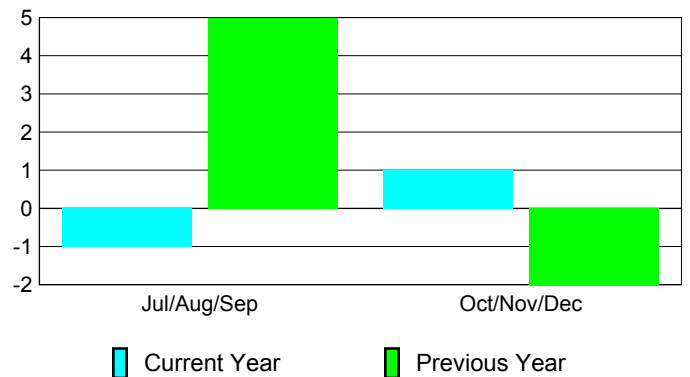
Membership Results 2010-2011

Goal, New, Dropped, Gain/Loss

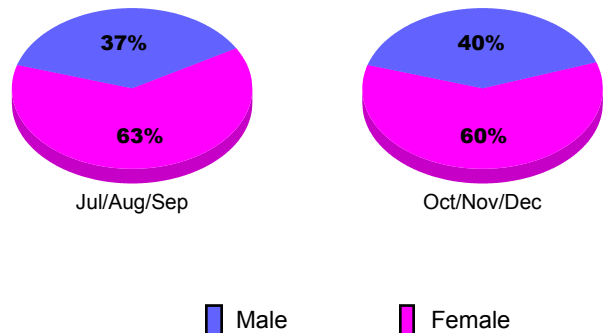


Comparison of Membership Gain/Loss

Current Year Compared to the Previous Year



Gender Comparison 2010-2011





2010-2011 GMT Reports for District (or Undistricted) **District 60 B NETH ANTILLES**

GMT: **Doctor CARLOS E JUSTINIAN**

Location: **NETH ANTILLES**

GMT CA: **3**

CLUBS

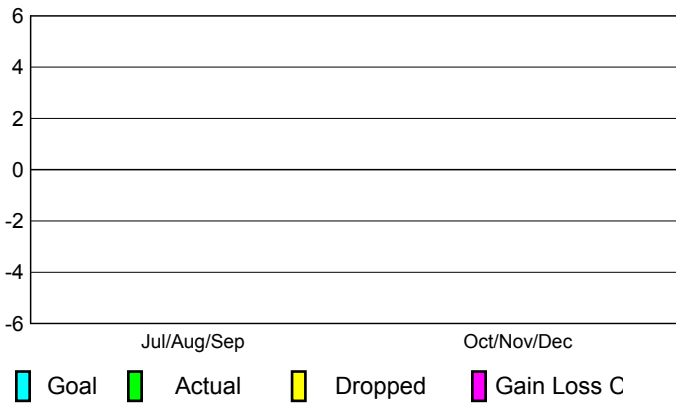
**Club Results
2010-2011**

**Clubs
2009-2010**

| Month | New Club Goal | Actual New Clubs | Actual Dropped Clubs | Gain/Loss of Clubs | Gain/Loss of Clubs |
|---------------|---------------|------------------|----------------------|--------------------|--------------------|
| Jul/Aug/Sep | 0 | 0 | 0 | 0 | 0 |
| Oct/Nov/Dec | 0 | 0 | 0 | 0 | 0 |
| Totals | 0 | 0 | 0 | 0 | 0 |


Club Results 2010-2011

Goal, New, Dropped, Gain/Loss




Comparison of Club Gain/Loss

Current Year Compared to the Previous Year



YTD Status Quo Clubs 2010-2011

Status Quo Clubs Compared to Status Quo Members



MEMBERSHIP

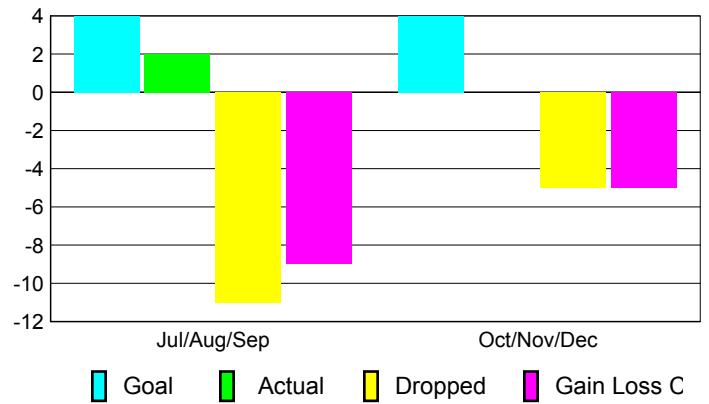
**Membership Results
2010-2011**

**Membership
2009-2010**

| Month | Net Memb Goal | Actual New Memb | Actual Dropped Memb | Gain/Loss of Memb | Gain/Loss of Memb |
|---------------|---------------|-----------------|---------------------|-------------------|-------------------|
| Jul/Aug/Sep | 4 | 2 | -11 | -9 | -1 |
| Oct/Nov/Dec | 4 | 0 | -5 | -5 | -3 |
| Totals | 8 | 2 | -16 | -14 | -4 |

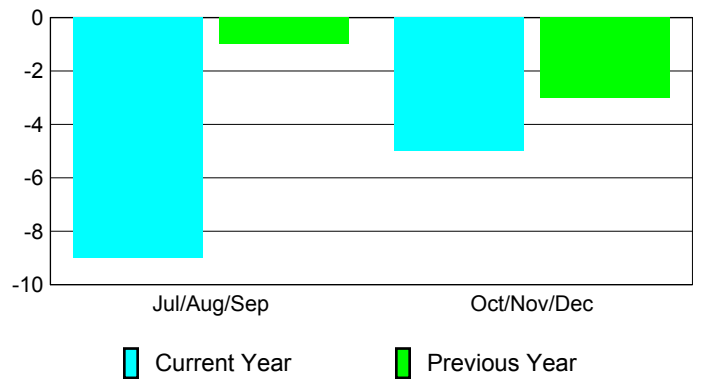
Membership Results 2010-2011

Goal, New, Dropped, Gain/Loss

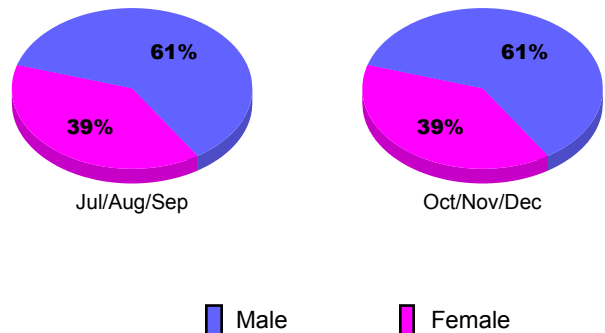


Comparison of Membership Gain/Loss

Current Year Compared to the Previous Year



Gender Comparison 2010-2011





2010-2011 GMT Reports for District (or Undistricted) **District 60 B ST**

GMT: Doctor CARLOS E JUSTINIAN

Location: ST CHRISTOPHER NEVIS

GMT CA: 3

CLUBS

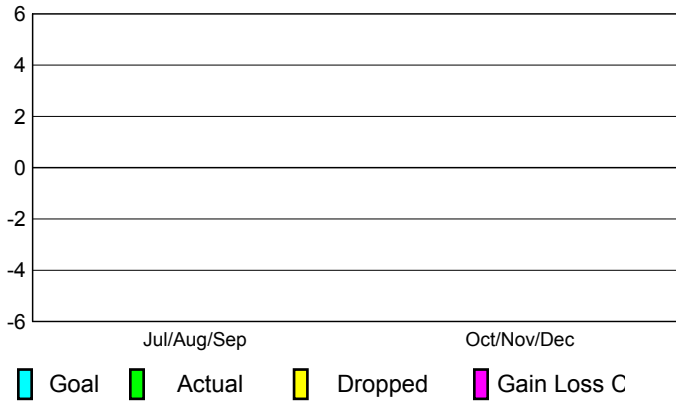
Club Results
2010-2011

Clubs
2009-2010

| Month | New Club Goal | Actual New Clubs | Actual Dropped Clubs | Gain/Loss of Clubs | Gain/Loss of Clubs |
|---------------|---------------|------------------|----------------------|--------------------|--------------------|
| Jul/Aug/Sep | 0 | 0 | 0 | 0 | 0 |
| Oct/Nov/Dec | 0 | 0 | 0 | 0 | 0 |
| Totals | 0 | 0 | 0 | 0 | 0 |


Club Results 2010-2011

Goal, New, Dropped, Gain/Loss




Comparison of Club Gain/Loss

Current Year Compared to the Previous Year



YTD Status Quo Clubs 2010-2011

Status Quo Clubs Compared to Status Quo Members



MEMBERSHIP

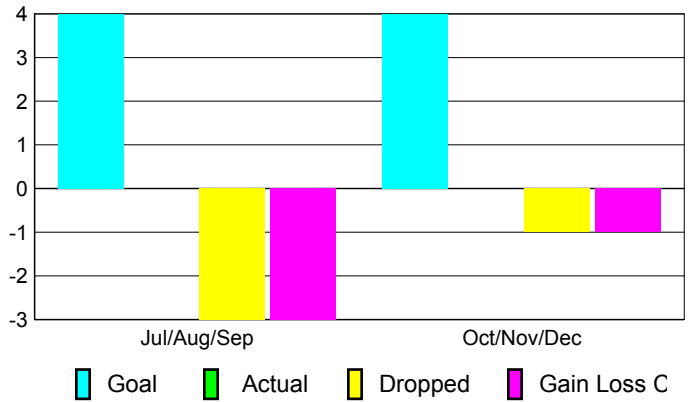
Membership Results
2010-2011

Membership
2009-2010

| Month | Net Memb Goal | Actual New Memb | Actual Dropped Memb | Gain/Loss of Memb | Gain/Loss of Memb |
|---------------|---------------|-----------------|---------------------|-------------------|-------------------|
| Jul/Aug/Sep | 4 | 0 | -3 | -3 | 0 |
| Oct/Nov/Dec | 4 | 0 | -1 | -1 | 0 |
| Totals | 8 | 0 | -4 | -4 | 0 |

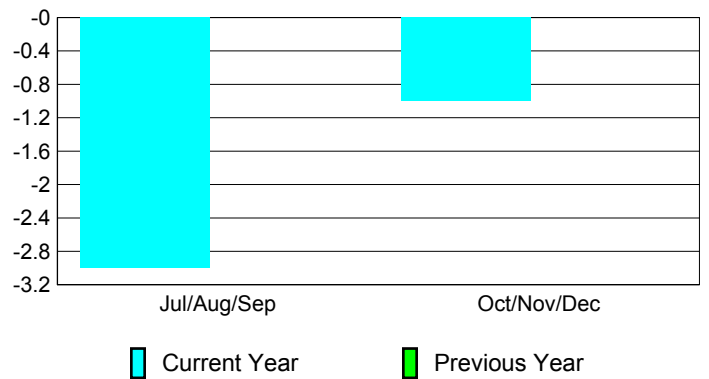
Membership Results 2010-2011

Goal, New, Dropped, Gain/Loss

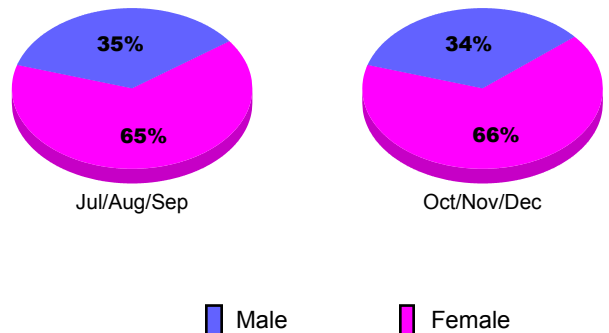


Comparison of Membership Gain/Loss

Current Year Compared to the Previous Year



Gender Comparison 2010-2011





2010-2011 GMT Reports for District (or Undistricted) **District 60 B ST LUCIA WEST**

GMT: **Doctor CARLOS E JUSTINIAN**

Location: **ST LUCIA WEST INDIES**

GMT CA: **3**

CLUBS

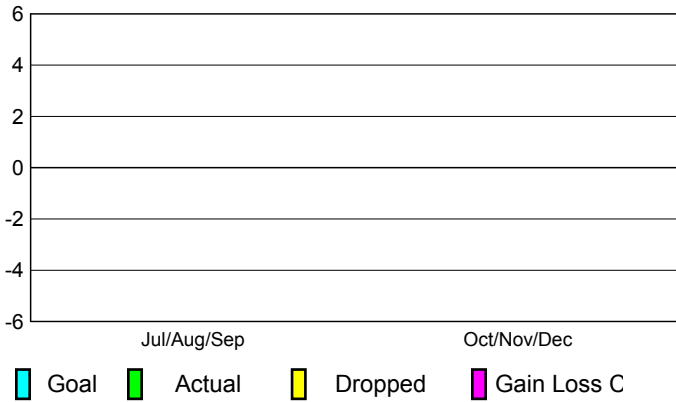
Club Results
2010-2011

Clubs
2009-2010

| Month | New Club Goal | Actual New Clubs | Actual Dropped Clubs | Gain/Loss of Clubs | Gain/Loss of Clubs |
|---------------|---------------|------------------|----------------------|--------------------|--------------------|
| Jul/Aug/Sep | 0 | 0 | 0 | 0 | 0 |
| Oct/Nov/Dec | 0 | 0 | 0 | 0 | 0 |
| Totals | 0 | 0 | 0 | 0 | 0 |


Club Results 2010-2011

Goal, New, Dropped, Gain/Loss




Comparison of Club Gain/Loss

Current Year Compared to the Previous Year



YTD Status Quo Clubs 2010-2011

Status Quo Clubs Compared to Status Quo Members



MEMBERSHIP

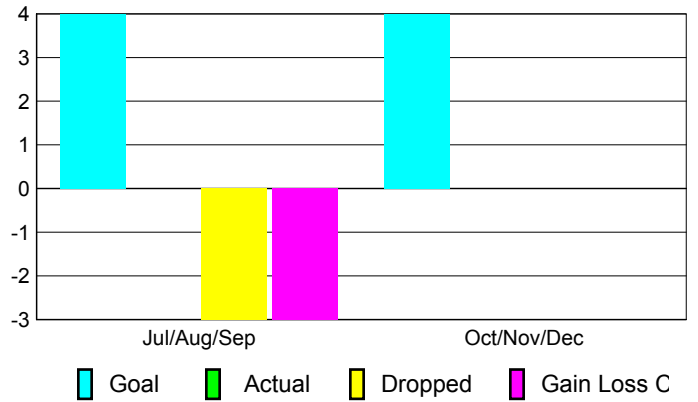
Membership Results
2010-2011

Membership
2009-2010

| Month | Net Memb Goal | Actual New Memb | Actual Dropped Memb | Gain/Loss of Memb | Gain/Loss of Memb |
|---------------|---------------|-----------------|---------------------|-------------------|-------------------|
| Jul/Aug/Sep | 4 | 0 | -3 | -3 | 2 |
| Oct/Nov/Dec | 4 | 0 | 0 | 0 | -2 |
| Totals | 8 | 0 | -3 | -3 | 0 |

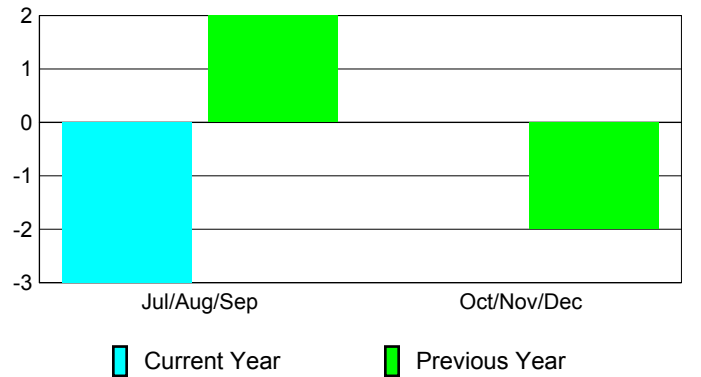
Membership Results 2010-2011

Goal, New, Dropped, Gain/Loss

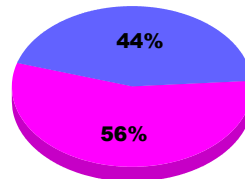


Comparison of Membership Gain/Loss

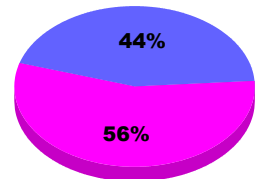
Current Year Compared to the Previous Year



Gender Comparison 2010-2011



Jul/Aug/Sep



Oct/Nov/Dec

Male

Female



2010-2011 GMT Reports for District (or Undistricted) **District 60 B U S VIRGIN**

GMT: Doctor CARLOS E JUSTINIAN

Location: U S VIRGIN ISLANDS

GMT CA: 3

CLUBS

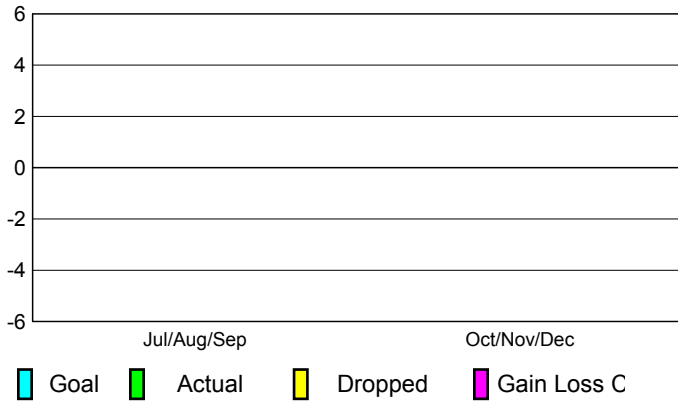
Club Results
2010-2011

Clubs
2009-2010

| Month | New Club Goal | Actual New Clubs | Actual Dropped Clubs | Gain/Loss of Clubs | Gain/Loss of Clubs |
|---------------|---------------|------------------|----------------------|--------------------|--------------------|
| Jul/Aug/Sep | 0 | 0 | 0 | 0 | 0 |
| Oct/Nov/Dec | 0 | 0 | 0 | 0 | 0 |
| Totals | 0 | 0 | 0 | 0 | 0 |


Club Results 2010-2011

Goal, New, Dropped, Gain/Loss




Comparison of Club Gain/Loss

Current Year Compared to the Previous Year



YTD Status Quo Clubs 2010-2011

Status Quo Clubs Compared to Status Quo Members



MEMBERSHIP

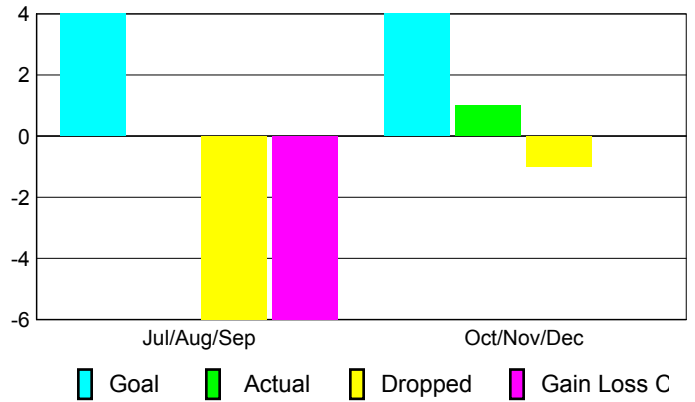
Membership Results
2010-2011

Membership
2009-2010

| Month | Net Memb Goal | Actual New Memb | Actual Dropped Memb | Gain/Loss of Memb | Gain/Loss of Memb |
|---------------|---------------|-----------------|---------------------|-------------------|-------------------|
| Jul/Aug/Sep | 4 | 0 | -6 | -6 | 1 |
| Oct/Nov/Dec | 4 | 1 | -1 | 0 | -2 |
| Totals | 8 | 1 | -7 | -6 | -1 |

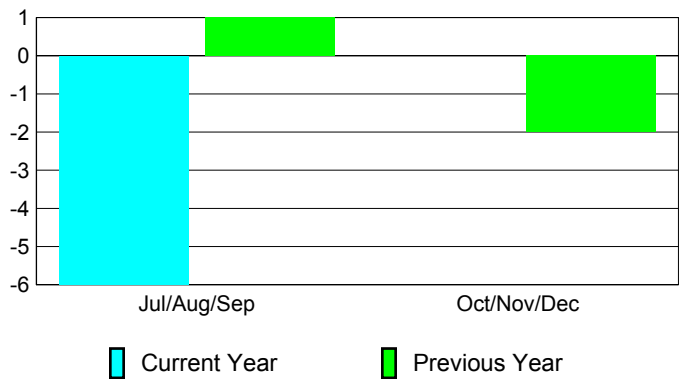
Membership Results 2010-2011

Goal, New, Dropped, Gain/Loss

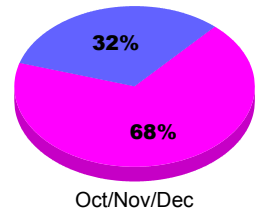
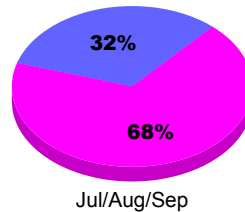


Comparison of Membership Gain/Loss

Current Year Compared to the Previous Year



Gender Comparison 2010-2011



Male

Female



2010-2011 GMT Reports for District (or Undistricted) **District 60 B MONTSERRAT**

GMT: **Doctor CARLOS E JUSTINIAN**

Location: **MONTSERRAT BWI**

GMT CA: **3**

CLUBS

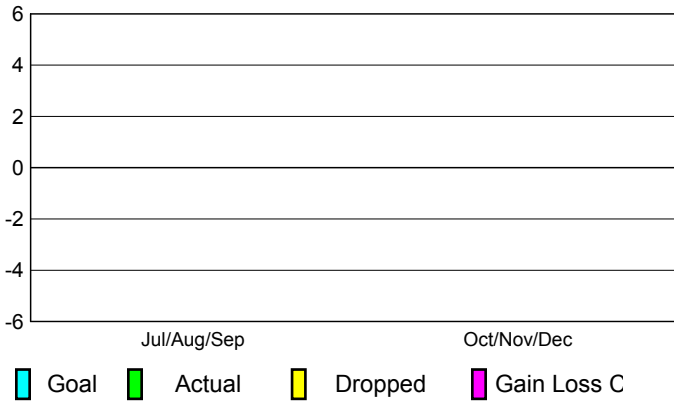
**Club Results
2010-2011**

**Clubs
2009-2010**

| Month | New Club Goal | Actual New Clubs | Actual Dropped Clubs | Gain/Loss of Clubs | Gain/Loss of Clubs |
|---------------|---------------|------------------|----------------------|--------------------|--------------------|
| Jul/Aug/Sep | 0 | 0 | 0 | 0 | 0 |
| Oct/Nov/Dec | 0 | 0 | 0 | 0 | 0 |
| Totals | 0 | 0 | 0 | 0 | 0 |


Club Results 2010-2011

Goal, New, Dropped, Gain/Loss




Comparison of Club Gain/Loss

Current Year Compared to the Previous Year



YTD Status Quo Clubs 2010-2011

Status Quo Clubs Compared to Status Quo Members



MEMBERSHIP

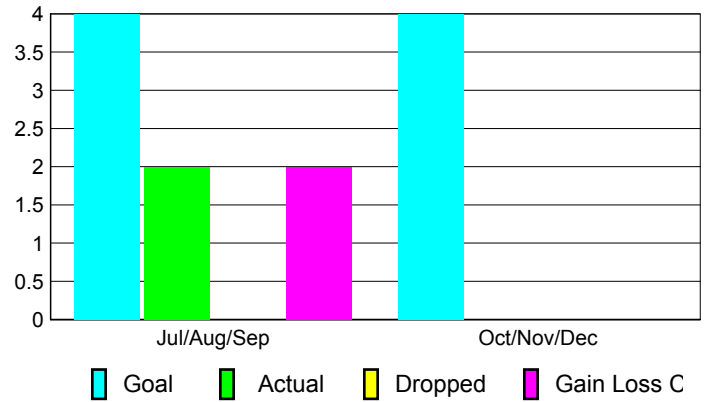
**Membership Results
2010-2011**

**Membership
2009-2010**

| Month | Net Memb Goal | Actual New Memb | Actual Dropped Memb | Gain/Loss of Memb | Gain/Loss of Memb |
|---------------|---------------|-----------------|---------------------|-------------------|-------------------|
| Jul/Aug/Sep | 4 | 2 | 0 | 2 | 0 |
| Oct/Nov/Dec | 4 | 0 | 0 | 0 | 3 |
| Totals | 8 | 2 | 0 | 2 | 3 |

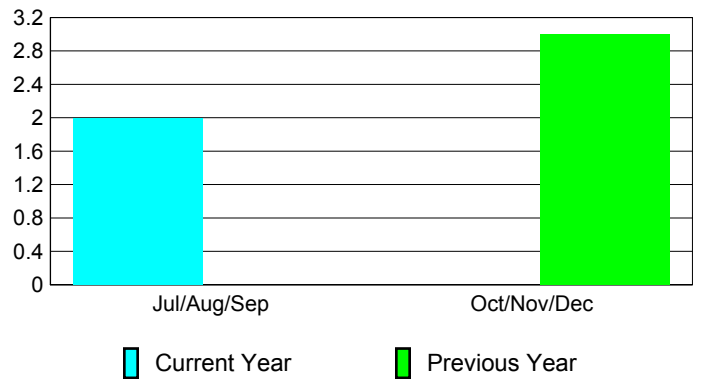
Membership Results 2010-2011

Goal, New, Dropped, Gain/Loss



Comparison of Membership Gain/Loss

Current Year Compared to the Previous Year



Gender Comparison 2010-2011

